

CHAPTER 2. PHONETICS: THE SOUNDS OF LANGUAGE

SEGMENTS

Practice! Practice! *Getting ready for transcription*

- | | | | |
|----------|------|----------|-------|
| 1. a. 3 | d. 6 | 2. a. th | d. n |
| b. 3 | e. 3 | b. u | e. ch |
| c. 5 | f. 4 | c. c | f. ea |
| 3. a. gh | d. m | | |
| b. ng | e. s | | |
| c. ow | f. c | | |

SOUND CLASSES

Exercise! *Identify the underlined sound*

- | | |
|--------------|--------------|
| 1. consonant | 5. consonant |
| 2. vowel | 6. glide |
| 3. consonant | 7. vowel |
| 4. glide | 8. consonant |

CONSONANT ARTICULATION

Try This! *Articulatory terms for place of articulation*

- | | |
|----------------|-------------|
| a. labiodental | c. uvular |
| b. palatal | d. alveolar |

Now Try This! *IPA symbols for consonants*

- | | | |
|-----------|--------|--------|
| 1. a. [θ] | c. [n] | e. [f] |
| b. [ʃ] | d. [w] | f. [k] |
| 2. a. [f] | c. [s] | e. [m] |
| b. [ŋ] | d. [θ] | f. [s] |

Exercise! *Aspirated stops, syllabic consonants, and velarized l*

1. talk, pending, careful
2. bottom, suffer, kitten, bushel
3. silly, pull, meal

VOWEL ARTICULATION

Practice! *IPA symbols for vowels*

- | | | |
|-----------|--------|--------|
| 1. a. [u] | c. [i] | e. [ɪ] |
| b. [aj] | d. [ɑ] | f. [ʊ] |

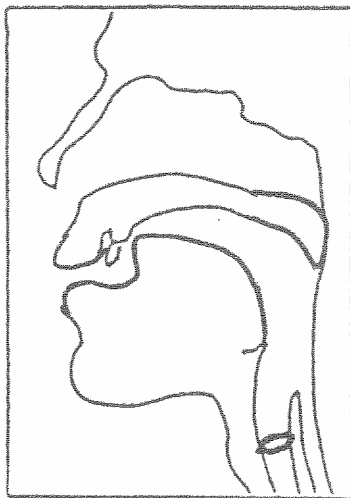
Complete the following diagrams so that each of the sounds listed below is depicted.

- | | | |
|--------|---------|--------|
| 1. [s] | 3. [tʃ] | 5. [g] |
| 2. [p] | 4. [n] | 6. [ð] |

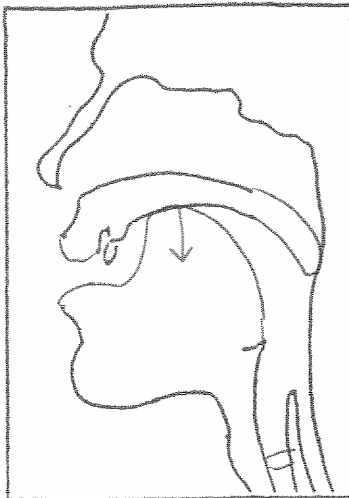
To complete the diagrams, you must do the following:

- Draw in the glottal state: either voiced or voiceless.
- Draw in the lips: either closed or open.
- Draw the tongue to indicate the place of articulation (see figure 2.5 on p. 23 for some examples) and the manner of articulation.
- Draw in the velum: either raised or lowered.

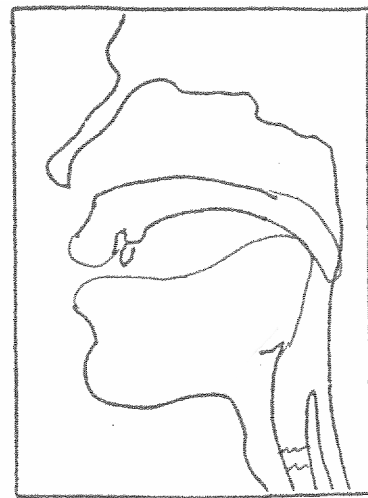
The first sound has been done for you.



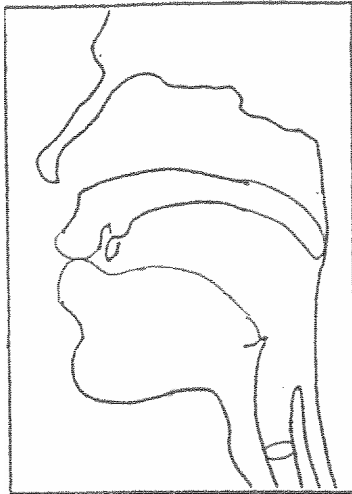
[s]



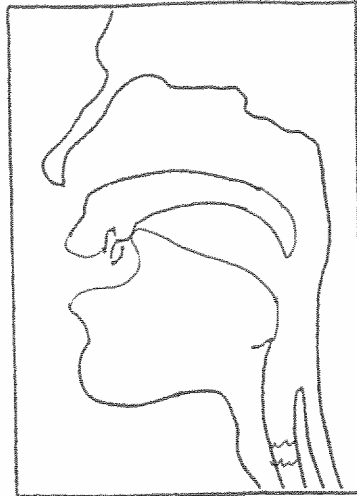
[tʃ]



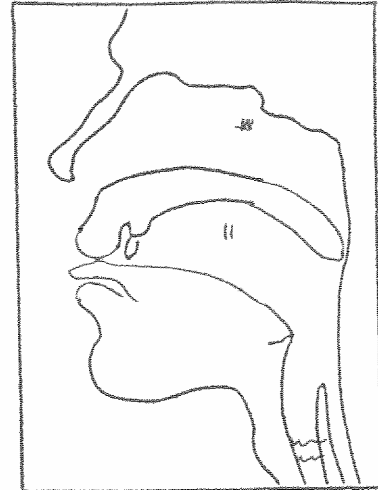
[g]



[p]



[n]

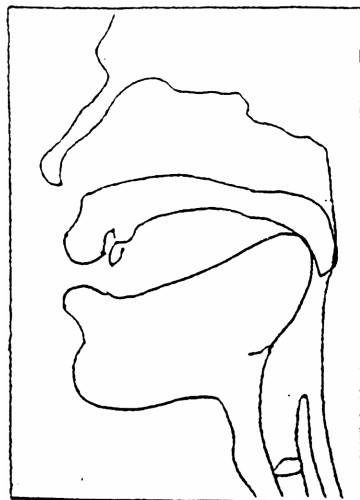


[ð]

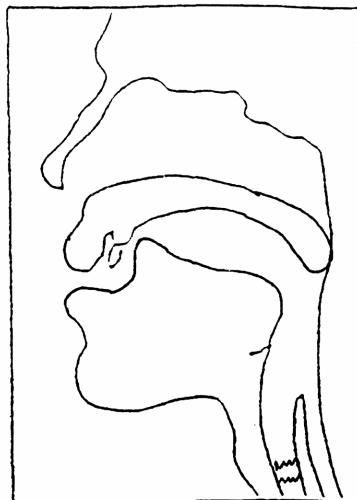
For each drawing presented below, there is only one sound that could be produced by the vocal tract position. You are to figure out which consonant sound is represented and write the phonetic symbol for that sound between square brackets below the drawing.

Make sure that you pay attention to voicing, place and manner of articulation, and the position of the velum.

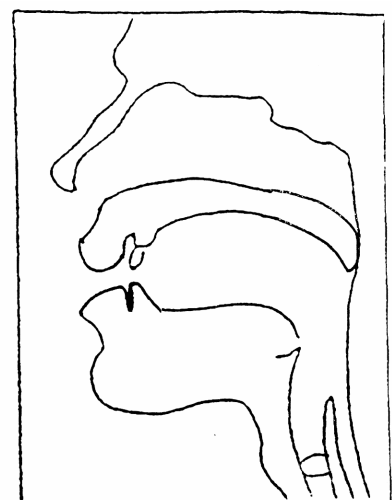
The first drawing has been labelled for you.



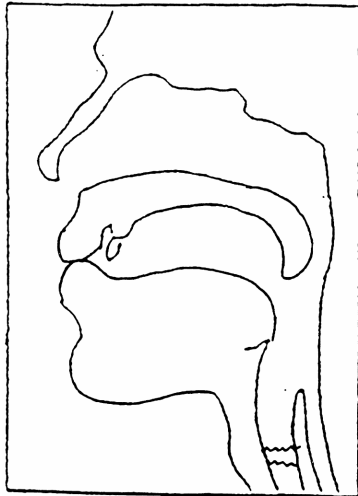
[k]



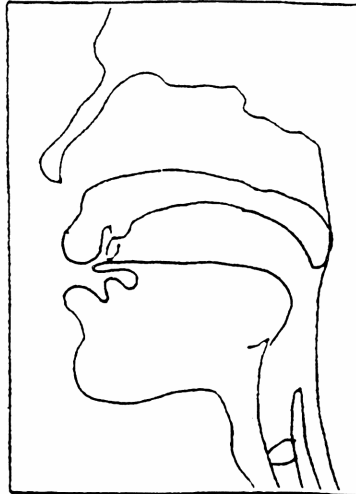
[z]



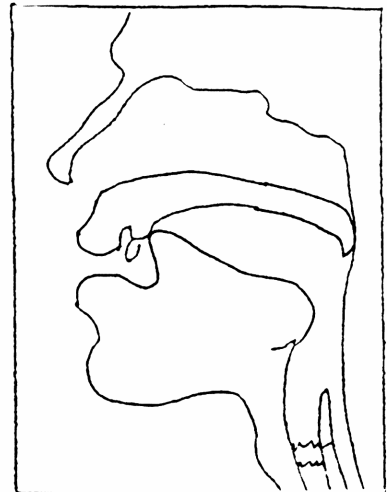
[h]



[m]



[θ]



[d]

Complete the following diagrams so that each of the sounds listed below are depicted.

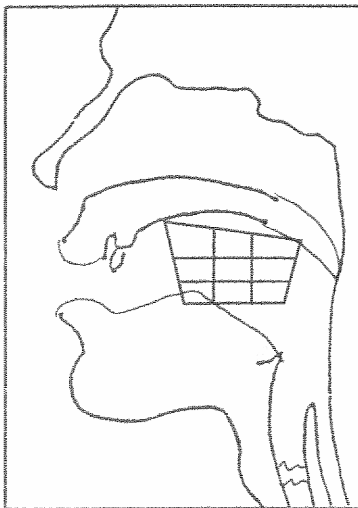
1. [æ]

2. [ʌ]

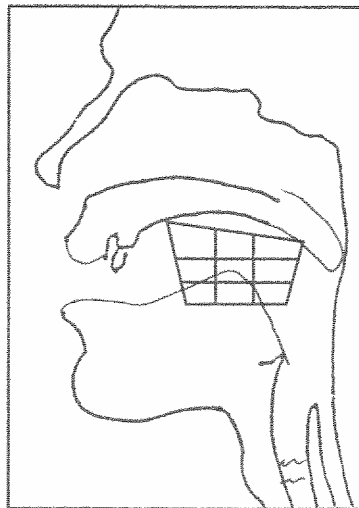
3. [ĩ]

To complete the diagrams, you must do the following:

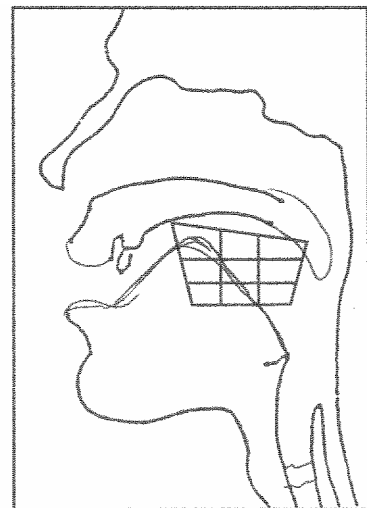
- Draw in the glottal state.
- Draw in the velum: either raised or lowered.
- Draw in the lips: either rounded or unrounded.
- Draw the appropriate portion of the tongue to the appropriate height.



[æ]

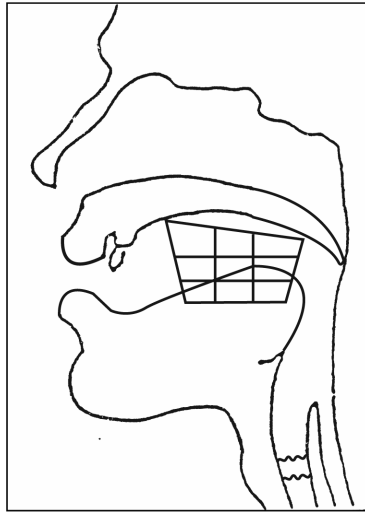


[ʌ]

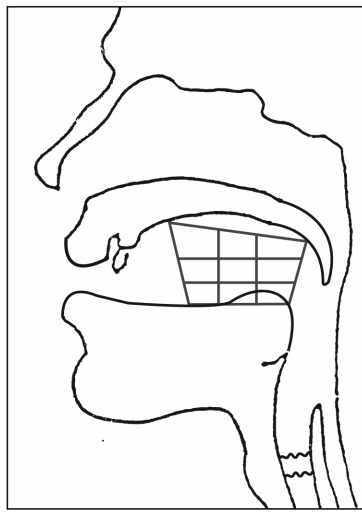


[ĩ]

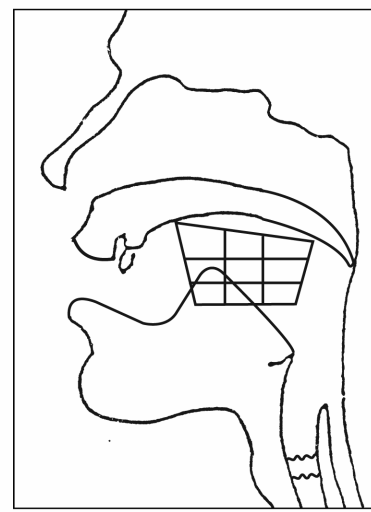
For each drawing presented below, determine which vowel sound is represented and write the phonetic symbol for that sound between the brackets below the drawing.



[o] or [ow]



[ã]



[ej]

PRACTICE WITH SOUNDS

1. a. [ʔ] c. [m]
b. [i] d. [θ]
2. a. low front lax unrounded c. voiced palatal glide
b. voiced labiodental fricative d. mid central lax unrounded
3. a. voiced oral stops d. back vowels
b. strident alveopalatals e. front lax unrounded vowels
c. voiced sonorants
4. a. [z], non-strident fricatives
b. [n], oral stops
c. [ɪ], back tense vowels

TRANSCRIPTION EXERCISES

A Start!

- | | | |
|------------|-------------|---------------|
| 1. [kræft] | 8. [vejg] | 15. [junɪt] |
| 2. [rɪtʃ] | 9. [ɛgzɪt] | 16. [pærɪ] |
| 3. [θat] | 10. [luʒ] | 17. [baɪm] |
| 4. [saj] | 11. [rustɹ] | 18. [kwɛstʃn] |
| 5. [tʰejp] | 12. [ʃʊgr] | 19. [ɛndʒl] |

- | | | |
|-----------|--------------|-------------|
| 6. [hæd] | 13. [frag] | 20. [tʃrtʃ] |
| 7. [hɛlθ] | 14. [ɪnstəd] | |

Vowel Practice!

- | | | |
|-----------|-----------|--------------|
| 1. [kʰi] | 5. [ejt] | 9. [mejnʃɪt] |
| 2. [tʃɪz] | 6. [ɪst] | 10. [mejd] |
| 3. [bɔwn] | 7. [lɔwf] | 11. [θru] |
| 4. [du] | 8. [wɪz] | 12. [θrɔw] |

More Vowels!

- | | | |
|------------|-------------|-------------|
| 1. [tʃɪr] | 7. [sɜ] | 13. [hɑrt] |
| 2. [ðejr] | 8. [hɜ] | 14. [hɑrd] |
| 3. [tʃejr] | 9. [flɔr] | 15. [hɑrm] |
| 4. [kʰɑr] | 10. [ɔr] | 16. [ʃɑrp] |
| 5. [stɑr] | 11. [hɔrs] | 17. [ʃrt] |
| 6. [skɔr] | 12. [kʰɔrs] | 18. [θwɔrt] |

Practice with Diphthongs

- | | | |
|--------------|---------------|---------------|
| 1. [vojs] | 7. [ajz] | 13. [prawl] |
| 2. [trajl] | 8. [prajz] | 14. [kʰawntɪ] |
| 3. [bajsaɪk] | 9. [ɪmbrojdɪ] | 15. [lejzi] |
| 4. [awɪ] | 10. [sejliŋ] | 16. [najft] |
| 5. [ojli] | 11. [krow] | 17. [dawn] |
| 6. [gowt] | 12. [krajd] | 18. [dejz] |

Practice with Schwa and Wedge

- | | | |
|--------------|-------------|-----------------|
| 1. [slʌdʒ] | 5. [bəheɪv] | 9. [stʌf] |
| 2. [θʌndɪ] | 6. [ʌvɪ] | 10. [nejʃɪ] |
| 3. [hʌŋ] | 7. [lʌk] | 11. [ənawns] |
| 4. [kwələri] | 8. [sepɪt] | 12. [ʌndɪstænd] |

One More Try!

- | | | |
|---------------|--------------|---|
| 1. [dejz] | 11. [bɑɡɪn] | 21. [ɡrædjueɪt](verb)[ɡrædʒuət]
(noun) |
| 2. [ædʒəteɪt] | 12. [prɛʃəs] | 22. [ɪmpləmənt] |
| 3. [naʊm] | 13. [saɪns] | 23. [pʰʌndɪ] |
| 4. [zɪraks] | 14. [məʃɪn] | 24. [ɪrəgeɪt] |

- | | | |
|------------------------------|-----------------------------|--|
| 5. [rowst] | 15. [fɔrmjulə] | 25. [ajsəlejt] |
| 6. [p ^h ɪnstɹajp] | 16. [mowɹɪsajkɫ] | 26. [t ^h ajmt ^h ebɫ] |
| 7. [ges] | 17. [sɹawndəd] | 27. [ʌnfərgɪvəbɫ] |
| 8. [θiətrəkl] | 18. [k ^h amədi] | 28. [frajtɪ] |
| 9. [mæskjulɪn] | 19. [ɛkstɪŋgwɪʃ] | 29. [ləmənejd] |
| 10. [jelow] | 20. [k ^h astjum] | 30. [k ^h ald] |

Reverse Transcription

- | | | |
|------------|-------------|-------------|
| 1. leisure | 6. softened | 11. choice |
| 2. shy | 7. worthy | 12. statue |
| 3. pipe | 8. tube | 13. shade |
| 4. axe | 9. phony | 14. mention |
| 5. sweet | 10. once | 15. square |

SUPRASEGMENTALS

Exercise!

- | | | |
|----------------|----------------|-----------------|
| 1. [skɔrnd] | 5. [mækərówni] | 9. [ɪnfɔrmətɪv] |
| 2. [dəskʌvɹi] | 6. [dúpləkejt] | 10. [ájðələjz] |
| 3. [ɪksplówɜn] | 7. [díktejt] | |
| 4. [dʒɪnjəs] | 8. [ákjupajd] | |

PROCESSES

- | | |
|--|---|
| 1. metathesis | 5. dissimilation |
| 2. epenthesis, nasalization (regressive) | 6. epenthesis |
| 3. epenthesis, voice assimilation | 7. deletion, nasalization (regressive),
place assimilation |
| 4. flapping | |