

Trey's Fast Cleaning Service

PRATICE SET KEY for
Cengage Learning General Ledger

Contents

Information for the Instructor	iii-vi
Structure of the Simulation.....	iii
Finding and Correcting Student Errors	v
 December 1–17.....	 1–5
Chart of Accounts.....	1
Trial Balance	2
Schedules of Accounts Receivable and Accounts Payable.....	2
General Journal.....	3
 December 19-31	 6–9
Bank Reconciliation.....	6
Trial Balance	7
Schedules of Accounts Receivable and Accounts Payable.....	7
General Journal.....	8
 End-of-year Work – Adjustments and Income Statement	 10–12
Adjusted Trial Balance	10
General Journal – Adjusting Entries	11
Income Statement	11
Statement of Owner's Equity.....	12
 End-of-year Work – Closing and Balance Sheet.....	 12–21
General Journal – Closing Entries	12
Balance Sheet.....	13
Post-closing Trial Balance.....	14
Final General Ledger	15

Trey's Fast Cleaning Service – Answer Key

An Online General Ledger Accounting Practice Set

INFORMATION FOR THE INSTRUCTOR

Cengage Learning General Ledger (“CLGL”) is an interactive, online General Ledger system that accompanies the most accounting instructional materials from Cengage Learning. CLGL has been implemented as an application inside Cengage’s learning management system, called *CengageNOW*.

CengageNOW aids the instructor in creating and managing student assignments, securely delivering assignments in an online environment, and grading student work. *CengageNOW* can deliver a wide variety of educational assignment types, from simple multiple-choice tests up through specialized algorithmic mathematical and accounting assignments.

CLGL is one of these specialized assignment types inside *CengageNOW*, designed to emulate many of the features of commercial general ledger systems such as QuickBooks® and Peachtree®, while still focusing on key instructional goals for introducing general ledger computer applications, such as:

- Tying closely to textbook terminology, formats, and end-of-chapter assignments.
- Eliminating or hiding unused and confusing functions.
- Being more forgiving of student errors, allowing easier self-correction without needing to learn reversing entries.
- Enabling easy assigning, grading and tracking of student work.
- Emulating enough of the essence of commercial accounting systems that students will have an easier time moving to a commercial product.



Additional information regarding using CengageNOW and setting up your course for using CLGL can be found in the “Instructor” section at www.CengageNOW.com.

Structure and Setup of the Practice Set

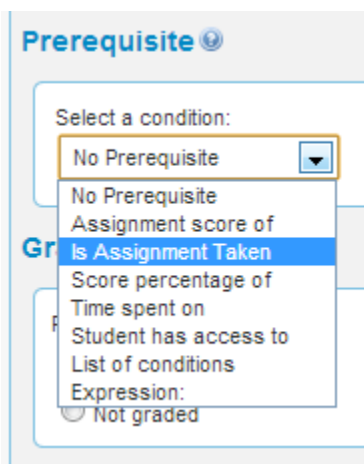
This practice set is divided into four assignments. Each assignment is graded separately, and when the student begins the succeeding assignment, he or she starts the new part with correct starting balances, regardless of performance on the preceding part. The journal entries from the preceding part can be displayed in the reports, but cannot be modified in the journal entry screens, so it is best to either delay the assignment availability date of the later parts of the set, or making each part’s assignment conditional on completing earlier parts.

iv Trey's Fast Cleaning Service - Key

The first option is done simply by setting the assignment availability and due dates so that they do not overlap:

	#	Name▼		Available	Due
	1	Trey's Fast Cleaning - Part 1	Print	Mar 3, 2014 12:00 AM	Mar 10, 2014 12:00 AM
	2	Trey's Fast Cleaning - Part 2	Print	Mar 10, 2014 12:00 AM	Mar 17, 2014 12:00 AM
	3	Trey's Fast Cleaning - Part 3	Print S	Mar 24, 2014 12:00 AM	Mar 27, 2014 12:00 AM
	4	Trey's Fast Cleaning - Part 4	Print Sa	Mar 27, 2014 12:00 AM	Mar 31, 2014 12:00 AM

The second method is to set a prerequisite for “Is Assignment Taken” in the CengageNOW assignment options screen:



Prerequisite

Select a condition:

- No Prerequisite
- Assignment score of
- Is Assignment Taken**
- Score percentage of
- Time spent on
- Student has access to
- List of conditions
- Expression:

☐ Not graded

Depending on the setup and policies of your computer lab, you may or may not want students to print out the reports recommended at the end of each part. Your preference should be made clear to students before beginning the simulation.

Finding and Correcting Student Errors

When students submit each part for grading, they will get a report similar to the one shown below, which they can print:

Detail Report		
Trey's Fast Cleaning Service Detail Report 12/17/14		
Field	Student Data	
General Ledger Accounts		
Cash	22,248.06 Dr	✗
Petty Cash	625.00 Dr	✓
Accounts Receivable	9,855.00 Dr	✗
Cleaning Supplies	12,738.99 Dr	✗
Office Supplies	7,884.83 Dr	✓
Prepaid Insurance	1,270.00 Dr	✓
Office Equipment	29,224.00 Dr	✓
Accum.Depr.-Office Equip.	6,260.00 Cr	✓
Vehicles	70,670.00 Dr	✓
Accum.Depr.-Vehicles	24,280.00 Cr	✓
Items Checked = 89		
Errors Found = 4		
Extra Items = 0		
Missing Items = 0		
Minutes File Was Open = 0		
Grade = 0		
<div>Close</div> <div>Print</div> <div>Copy</div>		

In *Cengage Learning General Ledger*, grading is based on getting each affected General Ledger account to its correct ending balance, rather than grading journal transactions individually. This gives students maximum flexibility in correcting and ordering the transactions if they run into difficulty with the assignment, simulating an “open” general ledger system. The program also grades special transactions, such as changes to accounts, vendors, or customers, and special transactions such as the checkbook reconciliation assigned in this simulation.

A green check mark next to an account value indicates that the student has correctly achieved the correct ending balance of the account. A red X indicates that the student has not arrived at the correct ending balance. The final score for the assignment is a value between 0.0 and 1.0 reflecting the number of items the student get correct as compared with the items that are supposed to change during this part of the simulation. You can set up your *CengageNOW* assignment to convert this grade to a percentage or and point-value grade, for instance from zero to ten points.

You can also set up your *CengageNOW* assignments, using the Assignment Options screen, to display a “Check My Work” link with the assignment, either on the first attempt or only on subsequent attempts at the same problem. This allows students to display the above grade report without recording a grade into the *CengageNOW* gradebook.

Here are some hints to helping students locate the source of errors:

- Display or print out the General Journal report for just the period of the assignment (the screen allows for setting beginning and ending dates).
- Quickly scan the Reference column for missing transaction references. For instance, you should be able to determine if all of the “C” check transactions are there and in sequence.
- Since many transactions affect the Cash account, this is usually not the best place to start looking for errors. Instead, look at the other side of the transaction, for instance, an expense account, if that account shows an error.
- Display the General Ledger report for the account shown in error to look for incorrect or missing transactions, or reversed debits and credits. As this report can get quite long, it is usually best not to print it out. You can limit the range of accounts displayed or printed using the screen options.
- Look for correct amounts posted to the wrong account. It is easy to go back to the General Journal task screen to change an account number or amount and repost the transaction. The student does not need to re-enter the complete transaction.
- If the difference between the correct and incorrect amounts is divisible by 9, the student has likely reversed digits in an entered number.

Note: Students will need to maintain the petty cash payments record manually. The only general journal transaction involving Petty Cash is the reimbursement of the account on December 31 (#82). Also, tell students whether you want them to prepare checks and other records manually in addition to the journal transactions.

Listed below are the correct reports that the student should display or print as of the end date of each part.

Part 1: December 1-17

Trey's Fast Cleaning Service Chart of Accounts 11/30/2014					
Classification	Account Number	Account Title	Classification	Account Number	Account Title
Assets	101	Cash	Revenue	401	Service Revenue
	105	Petty Cash	Expenses	512	Advertising Expense
	110	Accounts Receivable		521	Rent Expense
	141	Cleaning Supplies		522	Salary Expense
	142	Office Supplies		523	Cleaning Supplies Expense
	150	Prepaid Insurance		524	Office Supplies Expense
Long-Term Assets	181	Office Equipment		525	Telephone Expense
	182	Accum.Depr.-Office Equip.		534	Charitable Contr. Expense
	188	Vehicles		535	Insurance Expense
	189	Accum.Depr.-Vehicles		538	Vehicles Expense
Liabilities	201	Accounts Payable		541	Depr. Exp.-Office Equip.
Capital	311	Trey Anderson, Capital		543	Depr. Exp.-Vehicles
	312	Trey Anderson, Drawing		549	Miscellaneous Expense
	313	Income Summary			

2 Trey's Fast Cleaning Service - Key

Trey's Fast Cleaning Service				
Trial Balance				
12/17/2014				
Account Number	Account Title	Debit	Credit	
101	Cash	22,518.15	-	
105	Petty Cash	625.00	-	
110	Accounts Receivable	9,585.00	-	
141	Cleaning Supplies	12,738.90	-	
142	Office Supplies	7,884.83	-	
150	Prepaid Insurance	1,270.00	-	
181	Office Equipment	29,224.00	-	
182	Accum. Depr.-Office Equip.	-	6,260.00	
188	Vehicles	70,670.00	-	
189	Accum. Depr.-Vehicles	-	24,280.00	
201	Accounts Payable	-	1,015.47	
311	Trey Anderson, Capital	-	62,500.00	
312	Trey Anderson, Drawing	59,531.22	-	
401	Service Revenue	-	199,226.70	
512	Advertising Expense	1,454.35	-	
521	Rent Expense	25,800.00	-	
522	Salary Expense	34,790.00	-	
525	Telephone Expense	1,843.10	-	
534	Charitable Contr. Expense	1,340.00	-	
535	Insurance Expense	4,326.00	-	
538	Vehicles Expense	8,158.97	-	
549	Miscellaneous Expense	1,522.65	-	
	Totals	293,282.17	293,282.17	
		=====	=====	

Trey's Fast Cleaning Service		Trey's Fast Cleaning Service	
Schedule of Accounts Receivable		Schedule of Accounts Payable	
12/17/14		12/17/14	
Name	Balance	Name	Balance
Klyn & Stanford	2,950.00	Computer Specialists	184.64
Refreshing Waters Inc.	1,800.00	Jack Dandy Supply Co.	72.83
Shore to Shore Realty	2,300.00	Olympia Supplies	201.25
Stars and Stripes Inc.	1,265.00	Sunshine Cleaners	256.75
Studio Line	1,270.00	Topper Supply Co.	300.00
	-----		-----
Total	9,585.00	Total	1,015.47
	=====		=====

Trey's Fast Cleaning Service General Journal 12/17/2014							
Date	Refer.	Acct.	Title	Debit	Credit	Vendor	Customer
12/1	C468	521 101	Rent Expense Cash	2,150.00	2,150.00		
12/1	C469	312 101	Trey Anderson, Drawing Cash	131.02	131.02		
12/1		101 110	Cash Accounts Receivable	1,410.00	1,410.00		Collin Connors
12/1	C470	201 101	Accounts Payable Cash	81.97	81.97	YAC Telephone Co.	
12/2		101 401	Cash Service Revenue	640.00	640.00		
12/2		101 110	Cash Accounts Receivable	4,125.00	4,125.00		Star Haulage
12/2		101 401	Cash Service Revenue	910.00	910.00		
12/2	C471	538 101	Vehicles Expense Cash	440.00	440.00		
12/3		110 401	Accounts Receivable Service Revenue	2,910.00	2,910.00		Klyn & Stanford
12/3		101 401	Cash Service Revenue	700.00	700.00		
12/3		101 110	Cash Accounts Receivable	1,640.00	1,640.00		Triple J
12/3	C472	538 101	Vehicles Expense Cash	86.52	86.52		
12/3		101 401	Cash Service Revenue	1,420.00	1,420.00		
12/5		101 110	Cash Accounts Receivable	1,230.00	1,230.00		Financial Planning
12/5	C473	201 101	Accounts Payable Cash	229.50	229.50	Reliable Supplies	

4 Trey's Fast Cleaning Service - Key

(continued)

12/5	C474	141	Cleaning Supplies	184.45		
		101	Cash		184.45	
12/5		101	Cash	720.00		
		110	Accounts Receivable		720.00	Litman Realty
12/6		142	Office Supplies	300.00		
		201	Accounts Payable		300.00	Topper Supply Co.
12/6		101	Cash	510.00		
		110	Accounts Receivable		510.00	Financial Planning
12/6	C475	181	Office Equipment	1,674.00		
		101	Cash		1,674.00	
12/7		101	Cash	2,910.00		
		110	Accounts Receivable		2,910.00	Klyn & Stanford
12/7	C476	549	Miscellaneous Expense	25.00		
		101	Cash		25.00	
12/7	C477	549	Miscellaneous Expense	40.00		
		101	Cash		40.00	
12/8		101	Cash	3,420.00		
		401	Service Revenue		3,420.00	
12/8		141	Cleaning Supplies	201.25		
		201	Accounts Payable		201.25	Olympia Supplies
12/9		110	Accounts Receivable	2,300.00		Shore to Shore Realty
		401	Service Revenue		2,300.00	
12/10		101	Cash	900.00		
		110	Accounts Receivable		900.00	Rockland Mortgage Co.
12/10	C478	312	Trey Anderson, Drawing	275.00		
		101	Cash		275.00	
12/12	C479	201	Accounts Payable	33.64		Specialty Office Supplies
		101	Cash		33.64	
12/12		110	Accounts Receivable	1,800.00		Refreshing Waters Inc.
		401	Service Revenue		1,800.00	
12/13		101	Cash	675.00		
		401	Service Revenue		675.00	

(continued)

12/13	C480	512	Advertising Expense	170.00		
		101	Cash		170.00	
12/14		110	Accounts Receivable	2,950.00		Klyn & Stanford
		401	Service Revenue		2,950.00	
12/14	C481	312	Trey Anderson, Drawing	860.00		
		101	Cash		860.00	
12/14		101	Cash	400.00		
		401	Service Revenue		400.00	
12/15	C482	549	Miscellaneous Expense	23.90		
		101	Cash		23.90	
12/15	C483	150	Prepaid Insurance	1,270.00		
		101	Cash		1,270.00	
12/15		101	Cash	1,100.00		
		110	Accounts Receivable		1,100.00	Rockland Mortgage Co.
12/16	C484	312	Trey Anderson, Drawing	1,140.00		
		101	Cash		1,140.00	
12/16	C485	522	Salary Expense	2,400.00		
		101	Cash		2,400.00	
12/16		142	Office Supplies	72.83		
		201	Accounts Payable		72.83	Jack Dandy Supply Co.
12/17	C486	522	Salary Expense	250.00		
		101	Cash		250.00	
			Totals	44,709.08	44,709.08	
				=====	=====	

Part 2: December 19-31

Trey's Fast Cleaning Service Bank Reconciliation 12/27/2014			
Checkbook Balance			24,662.32

Adjusted Checkbook Balance			24,662.32
			=====
Bank Statement Balance			22,542.05
Plus Outstanding Deposits:			
		8,075.00	

			8,075.00
Less Outstanding Checks:			
	C482	23.90	
	C487	53.00	
	C488	72.83	
	C489	75.00	
	C490	100.00	
	C491	35.00	
	C492	50.00	
	C493	5,310.00	
	C494	235.00	

			5,954.73

Adjusted Bank Balance			24,662.32
			=====

Trey's Fast Cleaning Service				
Trial Balance				
12/31/2014				
Account Number	Account Title	Debit	Credit	
101	Cash	24,834.05	-	
105	Petty Cash	625.00	-	
110	Accounts Receivable	3,260.00	-	
141	Cleaning Supplies	12,738.90	-	
142	Office Supplies	7,884.83	-	
150	Prepaid Insurance	1,270.00	-	
181	Office Equipment	29,224.00	-	
182	Accum. Depr.-Office Equip.	-	6,260.00	
188	Vehicles	70,670.00	-	
189	Accum. Depr.-Vehicles	-	24,280.00	
201	Accounts Payable	-	685.89	
311	Trey Anderson, Capital	-	62,500.00	
312	Trey Anderson, Drawing	65,364.37	-	
401	Service Revenue	-	204,656.70	
512	Advertising Expense	1,454.35	-	
521	Rent Expense	25,800.00	-	
522	Salary Expense	36,790.00	-	
525	Telephone Expense	1,854.40	-	
534	Charitable Contr. Expense	1,540.00	-	
535	Insurance Expense	4,326.00	-	
538	Vehicles Expense	8,961.17	-	
549	Miscellaneous Expense	1,785.52	-	
	Totals	298,382.59	298,382.59	

Trey's Fast Cleaning Service		Trey's Fast Cleaning Service	
Schedule of Accounts Receivable		Schedule of Accounts Payable	
12/31/14		12/31/14	
Name	Balance	Name	Balance
L&T Tanning Salon	1,570.00	Computer Specialists	184.64
Petegry	840.00	Olympia Supplies	201.25
Shore to Shore Realty	850.00	Topper Supply Co.	300.00
	-----		-----
Total	3,260.00	Total	685.89
	=====		=====

8 *Trey's Fast Cleaning Service - Key*

Trey's Fast Cleaning Service General Journal 12/31/2014 (before adjustments)							
Date	Refer.	Acct.	Title	Debit	Credit	Vendor	Customer
12/19		101	Cash	1,450.00			
		110	Accounts Receivable		1,450.00		Shore to Shore Realty
12/19		110	Accounts Receivable	840.00			Petegry
		401	Service Revenue		840.00		
12/20	C487	312	Trey Anderson, Drawing	53.00			
		101	Cash		53.00		
12/20		101	Cash	1,265.00			
		110	Accounts Receivable		1,265.00		Stars and Stripes Inc.
12/20	C488	201	Accounts Payable	72.83		Jack Dandy Supply Co.	
		101	Cash		72.83		
12/21		101	Cash	550.00			
		401	Service Revenue		550.00		
12/21	C489	549	Miscellaneous Expense	75.00			
		101	Cash		75.00		
12/21	C490	312	Trey Anderson, Drawing	100.00			
		101	Cash		100.00		
12/22		101	Cash	1,270.00			
		110	Accounts Receivable		1,270.00		Studio Line
12/22		101	Cash	1,740.00			
		401	Service Revenue		1,740.00		
12/23	C491	549	Miscellaneous Expense	35.00			
		101	Cash		35.00		
12/23		101	Cash	1,800.00			
		110	Accounts Receivable		1,800.00		Refreshing Waters Inc.
12/23	C492	534	Charitable Contr. Expense	50.00			
		101	Cash		50.00		
12/24	C493	312	Trey Anderson, Drawing	5,310.00			
		101	Cash		5,310.00		
12/24	C494	522	Salary Expense	235.00			
		101	Cash		235.00		

(continued)

12/27		110	Accounts Receivable	1,570.00		L&T Tanning Salon
		401	Service Revenue		1,570.00	
12/29	C495	538	Vehicles Expense	615.20		
		101	Cash		615.20	
12/29		101	Cash	2,950.00		
		110	Accounts Receivable		2,950.00	Klyn & Stanford
12/29		101	Cash	730.00		
		401	Service Revenue		730.00	
12/30	C496	201	Accounts Payable	256.75		Sunshine Cleaners
		101	Cash		256.75	
12/30	C497	538	Vehicles Expense	57.50		
		101	Cash		57.50	
12/31	C498	312	Trey Anderson, Drawing	255.15		
		101	Cash		255.15	
12/31	C499	522	Salary Expense	1,340.00		
		101	Cash		1,340.00	
12/31	C500	522	Salary Expense	425.00		
		101	Cash		425.00	
12/31	C501	312	Trey Anderson, Drawing	115.00		
		525	Telephone Expense	11.30		
		534	Charitable Contr. Expense	150.00		
		538	Vehicles Expense	129.50		
		549	Miscellaneous Expense	152.87		
		101	Cash		558.67	
		Totals		23,604.10	23,604.10	
				=====	=====	

Part 3: End-of-year Work - Adjustments and Income Statement

Trey's Fast Cleaning Service				
Adjusted Trial Balance				
12/31/2014				
Account Number	Account Title	Debit	Credit	
101	Cash	24,834.05	-	
105	Petty Cash	625.00	-	
110	Accounts Receivable	3,260.00	-	
141	Cleaning Supplies	2,678.27	-	
142	Office Supplies	1,721.40	-	
150	Prepaid Insurance	1,270.00	-	
181	Office Equipment	29,224.00	-	
182	Accum. Depr.-Office Equip.	-	13,566.00	
188	Vehicles	70,670.00	-	
189	Accum. Depr.-Vehicles	-	38,414.00	
201	Accounts Payable	-	685.89	
311	Trey Anderson, Capital	-	62,500.00	
312	Trey Anderson, Drawing	65,364.37	-	
401	Service Revenue	-	204,656.70	
512	Advertising Expense	1,454.35	-	
521	Rent Expense	25,800.00	-	
522	Salary Expense	36,790.00	-	
523	Cleaning Supplies Expense	10,060.63	-	
524	Office Supplies Expense	6,163.43	-	
525	Telephone Expense	1,854.40	-	
534	Charitable Contr. Expense	1,540.00	-	
535	Insurance Expense	4,326.00	-	
538	Vehicles Expense	8,961.17	-	
541	Depr. Exp.-Office Equip.	7,306.00	-	
543	Depr. Exp.-Vehicles	14,134.00	-	
549	Miscellaneous Expense	1,785.52	-	
	Totals	319,822.59	319,822.59	
		=====	=====	

Trey's Fast Cleaning Service General Journal (Adjusting Entries) 12/31/2014					
Date	Refer.	Acct.	Title	Debit	Credit
12/31	Adj.Ent.	523	Cleaning Supplies Expense	10,060.63	
		141	Cleaning Supplies		10,060.63
12/31	Adj.Ent.	524	Office Supplies Expense	6,163.43	
		142	Office Supplies		6,163.43
12/31	Adj.Ent.	541	Depr. Exp.-Office Equip.	7,306.00	
		182	Accum.Depr.-Office Equip.		7,306.00
12/31	Adj.Ent.	543	Depr. Exp.-Vehicles	14,134.00	
		189	Accum.Depr.-Vehicles		14,134.00
			Totals	37,664.06	37,664.06
				=====	=====

Trey's Fast Cleaning Service Income Statement 12/31/2014		
Operating Revenue		
Service Revenue	204,656.70	100.00%
	-----	-----
Total Operating Revenue	204,656.70	100.00%
Operating Expenses		
Advertising Expense	1,454.35	0.71%
Rent Expense	25,800.00	12.61%
Salary Expense	36,790.00	17.98%
Cleaning Supplies Expense	10,060.63	4.92%
Office Supplies Expense	6,163.43	3.01%
Telephone Expense	1,854.40	0.91%
Charitable Contr. Expense	1,540.00	0.75%
Insurance Expense	4,326.00	2.11%
Vehicles Expense	8,961.17	4.38%
Depr. Exp.-Office Equip.	7,306.00	3.57%
Depr. Exp.-Vehicles	14,134.00	6.91%
Miscellaneous Expense	1,785.52	0.87%
	-----	-----
Total Operating Expenses	120,175.50	58.72%
	-----	-----
Net Income	84,481.20	41.28%
	=====	=====

12 Trey's Fast Cleaning Service - Key

Trey's Fast Cleaning Service Statement of Owner's Equity 12/31/2014	
Trey Anderson, Capital (Beg. of Period)	62,500.00
Trey Anderson, Drawing	(65,364.37)
Net Income	84,481.20

Trey Anderson, Capital (End of Period)	81,616.83
	=====

Part 4: End-of-year Work – Closing and Balance Sheet

Trey's Fast Cleaning Service General Journal (Closing Entries) 12/31/2014					
Date	Refer.	Acct.	Title	Debit	Credit
12/31	Clo.Ent.	401	Service Revenue	204,656.70	
		313	Income Summary		204,656.70
12/31	Clo.Ent.	313	Income Summary	120,175.50	
		534	Charitable Contr. Expense		1,540.00
		538	Vehicles Expense		8,961.17
		541	Depr. Exp.-Office Equip.		7,306.00
		522	Salary Expense		36,790.00
		543	Depr. Exp.-Vehicles		14,134.00
		524	Office Supplies Expense		6,163.43
		549	Miscellaneous Expense		1,785.52
		525	Telephone Expense		1,854.40
		512	Advertising Expense		1,454.35
		535	Insurance Expense		4,326.00
		521	Rent Expense		25,800.00
		523	Cleaning Supplies Expense		10,060.63
12/31	Clo.Ent.	313	Income Summary	84,481.20	
		311	Trey Anderson, Capital		84,481.20
12/31	Clo.Ent.	311	Trey Anderson, Capital	65,364.37	
		312	Trey Anderson, Drawing		65,364.37
			Totals	474,677.77	474,677.77
				=====	=====

Trey's Fast Cleaning Service Balance Sheet 12/31/2014		
Assets		
Cash	24,834.05	
Petty Cash	625.00	
Accounts Receivable	3,260.00	
Cleaning Supplies	2,678.27	
Office Supplies	1,721.40	
Prepaid Insurance	1,270.00	
	<hr/>	
Total Current Assets	34,388.72	
Office Equipment	29,224.00	
Accum.Depr.-Office Equip.	(13,566.00)	
Vehicles	70,670.00	
Accum.Depr.-Vehicles	(38,414.00)	
	<hr/>	
Total Plant Assets	47,914.00	
	<hr/>	
Total Assets		82,302.72
		<hr/>
Liabilities		
Accounts Payable	685.89	
	<hr/>	
Total Current Liabilities	685.89	
	<hr/>	
Total Liabilities		685.89
Owner's Equity		
Trey Anderson, Capital	81,616.83	
	<hr/>	
Total Owner's Equity		81,616.83
		<hr/>
Total Liabilities & Equity		82,302.72
		<hr/>

14 *Trey's Fast Cleaning Service - Key*

Trey's Fast Cleaning Service				
Post-closing Trial Balance				
12/31/2014				
Account Number	Account Title	Debit	Credit	
101	Cash	24,834.05	-	
105	Petty Cash	625.00	-	
110	Accounts Receivable	3,260.00	-	
141	Cleaning Supplies	2,678.27	-	
142	Office Supplies	1,721.40	-	
150	Prepaid Insurance	1,270.00	-	
181	Office Equipment	29,224.00	-	
182	Accum. Depr.-Office Equip.	-	13,566.00	
188	Vehicles	70,670.00	-	
189	Accum. Depr.-Vehicles	-	38,414.00	
201	Accounts Payable	-	685.89	
311	Trey Anderson, Capital	-	81,616.83	
	Totals	134,282.72	134,282.72	
		=====	=====	

Ending General Ledger

Account	Journal	Date	Reference	Debit	Credit	Balance
101-Cash						
101-Cash	Balance Forward					11,273.15 Dr
101-Cash	General	12/1/2014		1,410.00	-	12,683.15 Dr
101-Cash	General	12/1/2014	C469	-	131.02	12,552.13 Dr
101-Cash	General	12/1/2014	C468	-	2,150.00	10,402.13 Dr
101-Cash	General	12/1/2014	C470	-	81.97	10,320.16 Dr
101-Cash	General	12/2/2014		640.00	-	10,960.16 Dr
101-Cash	General	12/2/2014		4,125.00	-	15,085.16 Dr
101-Cash	General	12/2/2014		910.00	-	15,995.16 Dr
101-Cash	General	12/2/2014	C471	-	440.00	15,555.16 Dr
101-Cash	General	12/3/2014		700.00	-	16,255.16 Dr
101-Cash	General	12/3/2014		1,640.00	-	17,895.16 Dr
101-Cash	General	12/3/2014	C472	-	86.52	17,808.64 Dr
101-Cash	General	12/3/2014		1,420.00	-	19,228.64 Dr
101-Cash	General	12/5/2014	C474	-	184.45	19,044.19 Dr
101-Cash	General	12/5/2014	C473	-	229.50	18,814.69 Dr
101-Cash	General	12/5/2014		1,230.00	-	20,044.69 Dr
101-Cash	General	12/5/2014		720.00	-	20,764.69 Dr
101-Cash	General	12/6/2014		510.00	-	21,274.69 Dr
101-Cash	General	12/6/2014	C475	-	1,674.00	19,600.69 Dr
101-Cash	General	12/7/2014	C477	-	40.00	19,560.69 Dr
101-Cash	General	12/7/2014	C476	-	25.00	19,535.69 Dr
101-Cash	General	12/7/2014		2,910.00	-	22,445.69 Dr
101-Cash	General	12/8/2014		3,420.00	-	25,865.69 Dr
101-Cash	General	12/10/2014		900.00	-	26,765.69 Dr
101-Cash	General	12/10/2014	C478	-	275.00	26,490.69 Dr
101-Cash	General	12/12/2014	C479	-	33.64	26,457.05 Dr
101-Cash	General	12/13/2014		675.00	-	27,132.05 Dr
101-Cash	General	12/13/2014	C480	-	170.00	26,962.05 Dr
101-Cash	General	12/14/2014	C481	-	860.00	26,102.05 Dr
101-Cash	General	12/14/2014		400.00	-	26,502.05 Dr
101-Cash	General	12/15/2014	C482	-	23.90	26,478.15 Dr
101-Cash	General	12/15/2014	C483	-	1,270.00	25,208.15 Dr
101-Cash	General	12/15/2014		1,100.00	-	26,308.15 Dr

16 *Trey's Fast Cleaning Service - Key*

(continued)

Account	Journal	Date	Reference	Debit	Credit	Balance
101-Cash	General	12/16/2014	C485	-	2,400.00	23,908.15 Dr
101-Cash	General	12/16/2014	C484	-	1,140.00	22,768.15 Dr
101-Cash	General	12/17/2014	C486	-	250.00	22,518.15 Dr
101-Cash	General	12/19/2014		1,450.00	-	23,968.15 Dr
101-Cash	General	12/20/2014	C487	-	53.00	23,915.15 Dr
101-Cash	General	12/20/2014		1,265.00	-	25,180.15 Dr
101-Cash	General	12/20/2014	C488	-	72.83	25,107.32 Dr
101-Cash	General	12/21/2014		550.00	-	25,657.32 Dr
101-Cash	General	12/21/2014	C489	-	75.00	25,582.32 Dr
101-Cash	General	12/21/2014	C490	-	100.00	25,482.32 Dr
101-Cash	General	12/22/2014		1,270.00	-	26,752.32 Dr
101-Cash	General	12/22/2014		1,740.00	-	28,492.32 Dr
101-Cash	General	12/23/2014	C491	-	35.00	28,457.32 Dr
101-Cash	General	12/23/2014		1,800.00	-	30,257.32 Dr
101-Cash	General	12/23/2014	C492	-	50.00	30,207.32 Dr
101-Cash	General	12/24/2014	C493	-	5,310.00	24,897.32 Dr
101-Cash	General	12/24/2014	C494	-	235.00	24,662.32 Dr
101-Cash	General	12/29/2014	C495	-	615.20	24,047.12 Dr
101-Cash	General	12/29/2014		2,950.00	-	26,997.12 Dr
101-Cash	General	12/29/2014		730.00	-	27,727.12 Dr
101-Cash	General	12/30/2014	C496	-	256.75	27,470.37 Dr
101-Cash	General	12/30/2014	C497	-	57.50	27,412.87 Dr
101-Cash	General	12/31/2014	C498	-	255.15	27,157.72 Dr
101-Cash	General	12/31/2014	C499	-	1,340.00	25,817.72 Dr
101-Cash	General	12/31/2014	C500	-	425.00	25,392.72 Dr
101-Cash	General	12/31/2014	C501	-	558.67	24,834.05 Dr
105-Petty Cash						
105-Petty Cash	Balance Forward					625.00 Dr
110-Accounts Receivable						
110-Accounts Receivable	Balance Forward					14,170.00 Dr
110-Accounts Receivable	General	12/1/2014		-	1,410.00	12,760.00 Dr
110-Accounts Receivable	General	12/2/2014		-	4,125.00	8,635.00 Dr
110-Accounts Receivable	General	12/3/2014		2,910.00	-	11,545.00 Dr
110-Accounts Receivable	General	12/3/2014		-	1,640.00	9,905.00 Dr

(continued)

Account	Journal	Date	Reference	Debit	Credit	Balance
110-Accounts Receivable	General	12/5/2014		-	1,230.00	8,675.00 Dr
110-Accounts Receivable	General	12/5/2014		-	720.00	7,955.00 Dr
110-Accounts Receivable	General	12/6/2014		-	510.00	7,445.00 Dr
110-Accounts Receivable	General	12/7/2014		-	2,910.00	4,535.00 Dr
110-Accounts Receivable	General	12/9/2014		2,300.00	-	6,835.00 Dr
110-Accounts Receivable	General	12/10/2014		-	900.00	5,935.00 Dr
110-Accounts Receivable	General	12/12/2014		1,800.00	-	7,735.00 Dr
110-Accounts Receivable	General	12/14/2014		2,950.00	-	10,685.00 Dr
110-Accounts Receivable	General	12/15/2014		-	1,100.00	9,585.00 Dr
110-Accounts Receivable	General	12/19/2014		-	1,450.00	8,135.00 Dr
110-Accounts Receivable	General	12/19/2014		840.00	-	8,975.00 Dr
110-Accounts Receivable	General	12/20/2014		-	1,265.00	7,710.00 Dr
110-Accounts Receivable	General	12/22/2014		-	1,270.00	6,440.00 Dr
110-Accounts Receivable	General	12/23/2014		-	1,800.00	4,640.00 Dr
110-Accounts Receivable	General	12/27/2014		1,570.00	-	6,210.00 Dr
110-Accounts Receivable	General	12/29/2014		-	2,950.00	3,260.00 Dr
141-Cleaning Supplies						
141-Cleaning Supplies	Balance Forward					12,353.20 Dr
141-Cleaning Supplies	General	12/5/2014	C474	184.45	-	12,537.65 Dr
141-Cleaning Supplies	General	12/8/2014		201.25	-	12,738.90 Dr
141-Cleaning Supplies	General	12/31/2014	Adj.Ent.	-	10,060.63	2,678.27 Dr
142-Office Supplies						
142-Office Supplies	Balance Forward					7,512.00 Dr
142-Office Supplies	General	12/6/2014		300.00	-	7,812.00 Dr
142-Office Supplies	General	12/16/2014		72.83	-	7,884.83 Dr
142-Office Supplies	General	12/31/2014	Adj.Ent.	-	6,163.43	1,721.40 Dr
150-Prepaid Insurance						
150-Prepaid Insurance	General	12/15/2014	C483	1,270.00	-	1,270.00 Dr
181-Office Equipment						
181-Office Equipment	Balance Forward					27,550.00 Dr
181-Office Equipment	General	12/6/2014	C475	1,674.00	-	29,224.00 Dr
182-Accum.Depr.-Office Equip.						
182-Accum.Depr.-Office Equip.	Balance Forward					6,260.00 Cr
182-Accum.Depr.-Office Equip.	General	12/31/2014	Adj.Ent.	-	7,306.00	13,566.00 Cr

18 Trey's Fast Cleaning Service - Key

(continued)

Account	Journal	Date	Reference	Debit	Credit	Balance
188-Vehicles						
188-Vehicles	Balance Forward					70,670.00 Dr
189-Accum.Depr.-Vehicles						
189-Accum.Depr.-Vehicles	Balance Forward					24,280.00 Cr
189-Accum.Depr.-Vehicles	General	12/31/2014	Adj.Ent.	-	14,134.00	38,414.00 Cr
201-Accounts Payable						
201-Accounts Payable	Balance Forward					786.50 Cr
201-Accounts Payable	General	12/1/2014	C470	81.97	-	704.53 Cr
201-Accounts Payable	General	12/5/2014	C473	229.50	-	475.03 Cr
201-Accounts Payable	General	12/6/2014		-	300.00	775.03 Cr
201-Accounts Payable	General	12/8/2014		-	201.25	976.28 Cr
201-Accounts Payable	General	12/12/2014	C479	33.64	-	942.64 Cr
201-Accounts Payable	General	12/16/2014		-	72.83	1,015.47 Cr
201-Accounts Payable	General	12/20/2014	C488	72.83	-	942.64 Cr
201-Accounts Payable	General	12/30/2014	C496	256.75	-	685.89 Cr
311-Trey Anderson	Capital					
311-Trey Anderson, Capital	Balance Forward					62,500.00 Cr
311-Trey Anderson, Capital	General	12/31/2014	Clo.Ent.	-	84,481.20	146,981.20 Cr
311-Trey Anderson, Capital	General	12/31/2014	Clo.Ent.	65,364.37	-	81,616.83 Cr
312-Trey Anderson	Drawing					
312-Trey Anderson, Drawing	Balance Forward					57,125.20 Dr
312-Trey Anderson, Drawing	General	12/1/2014	C469	131.02	-	57,256.22 Dr
312-Trey Anderson, Drawing	General	12/10/2014	C478	275.00	-	57,531.22 Dr
312-Trey Anderson, Drawing	General	12/14/2014	C481	860.00	-	58,391.22 Dr
312-Trey Anderson, Drawing	General	12/16/2014	C484	1,140.00	-	59,531.22 Dr
312-Trey Anderson, Drawing	General	12/20/2014	C487	53.00	-	59,584.22 Dr
312-Trey Anderson, Drawing	General	12/21/2014	C490	100.00	-	59,684.22 Dr
312-Trey Anderson, Drawing	General	12/24/2014	C493	5,310.00	-	64,994.22 Dr
312-Trey Anderson, Drawing	General	12/31/2014	C498	255.15	-	65,249.37 Dr
312-Trey Anderson, Drawing	General	12/31/2014	C501	115.00	-	65,364.37 Dr
312-Trey Anderson, Drawing	General	12/31/2014	Clo.Ent.	-	65,364.37	0
313-Income Summary						
313-Income Summary	General	12/31/2014	Clo.Ent.	-	204,656.70	204,656.70 Cr
313-Income Summary	General	12/31/2014	Clo.Ent.	120,175.50	-	84,481.20 Cr

(continued)

Account	Journal	Date	Reference	Debit	Credit	Balance
313-Income Summary	General	12/31/2014	Clo.Ent.	84,481.20	-	0
401-Service Revenue						
401-Service Revenue	Balance Forward					181,101.70 Cr
401-Service Revenue	General	12/2/2014		-	640.00	181,741.70 Cr
401-Service Revenue	General	12/2/2014		-	910.00	182,651.70 Cr
401-Service Revenue	General	12/3/2014		-	2,910.00	185,561.70 Cr
401-Service Revenue	General	12/3/2014		-	700.00	186,261.70 Cr
401-Service Revenue	General	12/3/2014		-	1,420.00	187,681.70 Cr
401-Service Revenue	General	12/8/2014		-	3,420.00	191,101.70 Cr
401-Service Revenue	General	12/9/2014		-	2,300.00	193,401.70 Cr
401-Service Revenue	General	12/12/2014		-	1,800.00	195,201.70 Cr
401-Service Revenue	General	12/13/2014		-	675.00	195,876.70 Cr
401-Service Revenue	General	12/14/2014		-	2,950.00	198,826.70 Cr
401-Service Revenue	General	12/14/2014		-	400.00	199,226.70 Cr
401-Service Revenue	General	12/19/2014		-	840.00	200,066.70 Cr
401-Service Revenue	General	12/21/2014		-	550.00	200,616.70 Cr
401-Service Revenue	General	12/22/2014		-	1,740.00	202,356.70 Cr
401-Service Revenue	General	12/27/2014		-	1,570.00	203,926.70 Cr
401-Service Revenue	General	12/29/2014		-	730.00	204,656.70 Cr
401-Service Revenue	General	12/31/2014	Clo.Ent.	204,656.70	-	0
512-Advertising Expense						
512-Advertising Expense	Balance Forward					1,284.35 Dr
512-Advertising Expense	General	12/13/2014	C480	170.00	-	1,454.35 Dr
512-Advertising Expense	General	12/31/2014	Clo.Ent.	-	1,454.35	0
521-Rent Expense						
521-Rent Expense	Balance Forward					23,650.00 Dr
521-Rent Expense	General	12/1/2014	C468	2,150.00	-	25,800.00 Dr
521-Rent Expense	General	12/31/2014	Clo.Ent.	-	25,800.00	0
522-Salary Expense						
522-Salary Expense	Balance Forward					32,140.00 Dr
522-Salary Expense	General	12/16/2014	C485	2,400.00	-	34,540.00 Dr
522-Salary Expense	General	12/17/2014	C486	250.00	-	34,790.00 Dr
522-Salary Expense	General	12/24/2014	C494	235.00	-	35,025.00 Dr
522-Salary Expense	General	12/31/2014	C499	1,340.00	-	36,365.00 Dr

(continued)

Account	Journal	Date	Reference	Debit	Credit	Balance
522-Salary Expense	General	12/31/2014	C500	425.00	-	36,790.00 Dr
522-Salary Expense	General	12/31/2014	Clo.Ent.	-	36,790.00	0
523-Cleaning Supplies Expense						
523-Cleaning Supplies Expense	General	12/31/2014	Adj.Ent.	10,060.63	-	10,060.63 Dr
523-Cleaning Supplies Expense	General	12/31/2014	Clo.Ent.	-	10,060.63	0
524-Office Supplies Expense						
524-Office Supplies Expense	General	12/31/2014	Adj.Ent.	6,163.43	-	6,163.43 Dr
524-Office Supplies Expense	General	12/31/2014	Clo.Ent.	-	6,163.43	0
525-Telephone Expense						
525-Telephone Expense	Balance Forward					1,843.10 Dr
525-Telephone Expense	General	12/31/2014	C501	11.30	-	1,854.40 Dr
525-Telephone Expense	General	12/31/2014	Clo.Ent.	-	1,854.40	0
534-Charitable Contr. Expense						
534-Charitable Contr. Expense	Balance Forward					1,340.00 Dr
534-Charitable Contr. Expense	General	12/23/2014	C492	50.00	-	1,390.00 Dr
534-Charitable Contr. Expense	General	12/31/2014	C501	150.00	-	1,540.00 Dr
534-Charitable Contr. Expense	General	12/31/2014	Clo.Ent.	-	1,540.00	0
535-Insurance Expense						
535-Insurance Expense	Balance Forward					4,326.00 Dr
535-Insurance Expense	General	12/31/2014	Clo.Ent.	-	4,326.00	0
538-Vehicles Expense						
538-Vehicles Expense	Balance Forward					7,632.45 Dr
538-Vehicles Expense	General	12/2/2014	C471	440.00	-	8,072.45 Dr
538-Vehicles Expense	General	12/3/2014	C472	86.52	-	8,158.97 Dr
538-Vehicles Expense	General	12/29/2014	C495	615.20	-	8,774.17 Dr
538-Vehicles Expense	General	12/30/2014	C497	57.50	-	8,831.67 Dr
538-Vehicles Expense	General	12/31/2014	C501	129.50	-	8,961.17 Dr
538-Vehicles Expense	General	12/31/2014	Clo.Ent.	-	8,961.17	0
541-Depr. Exp.-Office Equip.						
541-Depr. Exp.-Office Equip.	General	12/31/2014	Adj.Ent.	7,306.00	-	7,306.00 Dr
541-Depr. Exp.-Office Equip.	General	12/31/2014	Clo.Ent.	-	7,306.00	0
543-Depr. Exp.-Vehicles						
543-Depr. Exp.-Vehicles	General	12/31/2014	Adj.Ent.	14,134.00	-	14,134.00 Dr
543-Depr. Exp.-Vehicles	General	12/31/2014	Clo.Ent.	-	14,134.00	0

(continued)

Account	Journal	Date	Reference	Debit	Credit	Balance
549-Miscellaneous Expense						
549-Miscellaneous Expense	Balance Forward					1,433.75 Dr
549-Miscellaneous Expense	General	12/7/2014	C477	40.00	-	1,473.75 Dr
549-Miscellaneous Expense	General	12/7/2014	C476	25.00	-	1,498.75 Dr
549-Miscellaneous Expense	General	12/15/2014	C482	23.90	-	1,522.65 Dr
549-Miscellaneous Expense	General	12/21/2014	C489	75.00	-	1,597.65 Dr
549-Miscellaneous Expense	General	12/23/2014	C491	35.00	-	1,632.65 Dr
549-Miscellaneous Expense	General	12/31/2014	C501	152.87	-	1,785.52 Dr
549-Miscellaneous Expense	General	12/31/2014	Clo.Ent.	-	1,785.52	0